

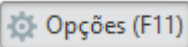
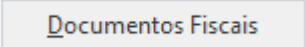


Como configurar SAT no Nota Fácil.

Como configurar o SAT:



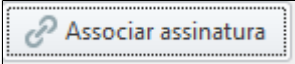
1. No  clique em  Aba .

2. Tipo de documento fiscal :

3. Informe a **marca do SAT** e número do terminal.

4. Informe o **Código de Ativação**(é passado pela assistência do SAT).

5. Informe a **Assinatura digital conjunta**(é gerado pela Alterdata).

6. Após preencher esses campos, clique em  e **Gravar**.

Problemas de comunicação SAT - [Clique aqui](#)